

Guideline for **EPIS**

— Network, Thinktank & Consultancy —
on
International Policy & Business Affairs



Introduction

Dear EPIS Fellows,

Munich 28 January 2026

EPIS is one of the largest student organisations of Europe. Since its reformation in 2022, EPIS has grown up to 600+ EPIS Fellows. The EPIS Fellows come from different countries and studies. Throughout the years, EPIS has remained non-partisan & independent.

EPIS is parted into 4 EPIS Branches:

- Consultancy - *for advocacy & leadership*
- Network - *for connecting & contacting*
- Thinktank - *for Foreign Affairs & Security Policy (FASP)*
- Thinktank - *for Business Strategy & Corporate Affairs (BSCA)*

Within these branches, EPIS functions as a bridge between students and experts. Via EPIS Thinktanks, EPIS Fellows get first experiences in academic research. Via EPIS Network, EPIS Fellows benefit from far-stretched professional connections. Via EPIS Consultancy, we foster careers and develop business plans.

The EPIS Guideline introduces you into the EPIS-verse. We explain how EPIS is structured, how every structure is working, and how you contribute to this work. If you have any questions or comments → let us know! You can contact EPIS Board of Directors Internal Affairs Leader.

EPIS trumps policy and business affairs - let's do this together!


Theodor Himmel - Chairman EPIS

Table of Content

EPIS

- Fellowship
- Organisation
- Board of Directors
- Board of Advisors
- Board of Honoraries
- Internal Affairs
- External Affairs
- Award
- FAQ
- Milestones
- Ambition
- Code of Conduct
- How To Guide

Thinktank for Foreign Affairs & Security Policy (FASP)

- Report Groups
- Working Groups
- Format Groups

Network

- Delegations
- Chapter
- Conference
- Journals Database

Thinktank for Business Strategy & Corporate Affairs (BSCA)

- Report Groups
- Working Groups
- Format Groups

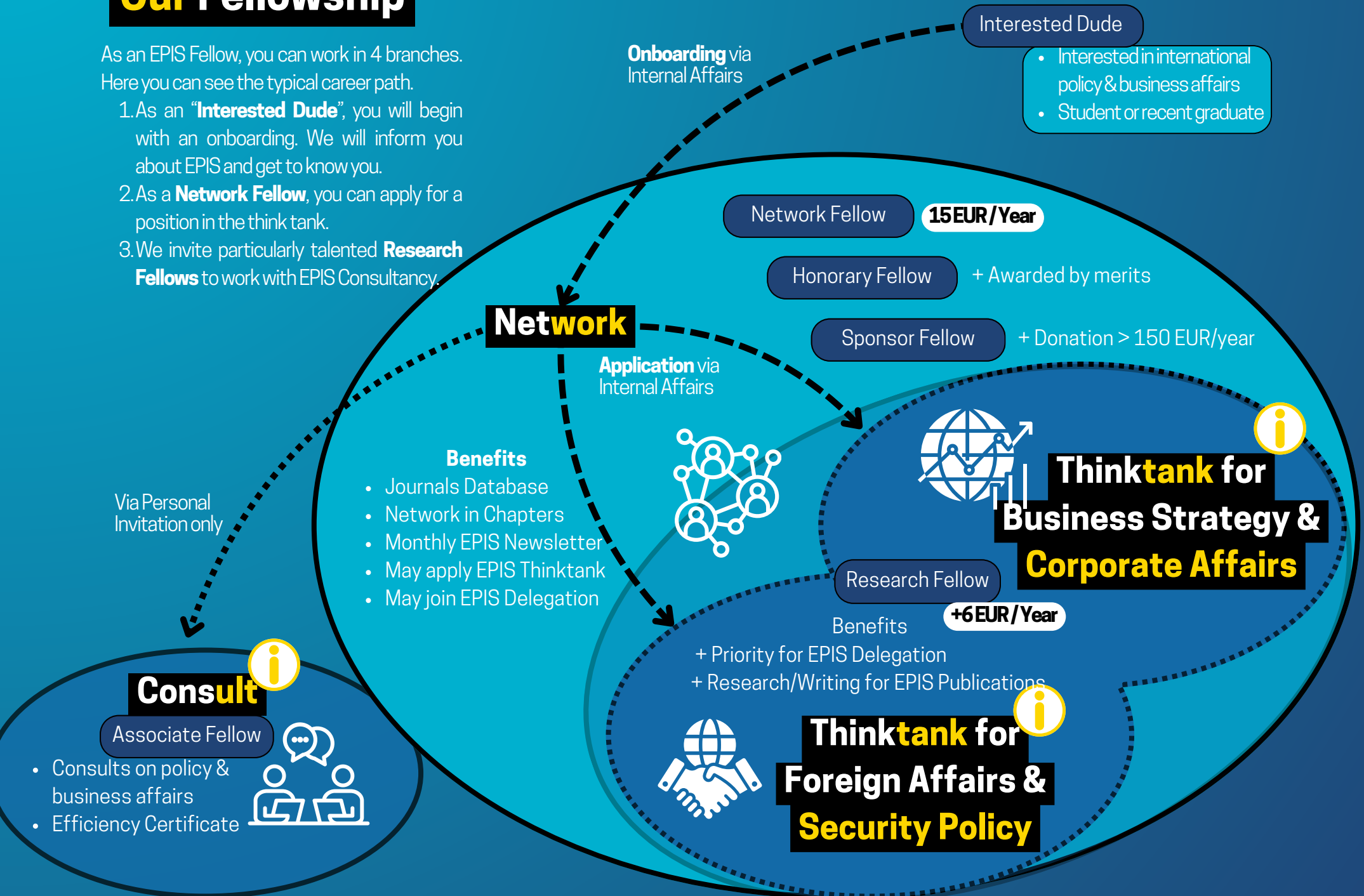
Consultancy

- Efficiency Certification Service
- Monitoring
- Study Consultancy

Our Fellowship

As an EPIS Fellow, you can work in 4 branches. Here you can see the typical career path.

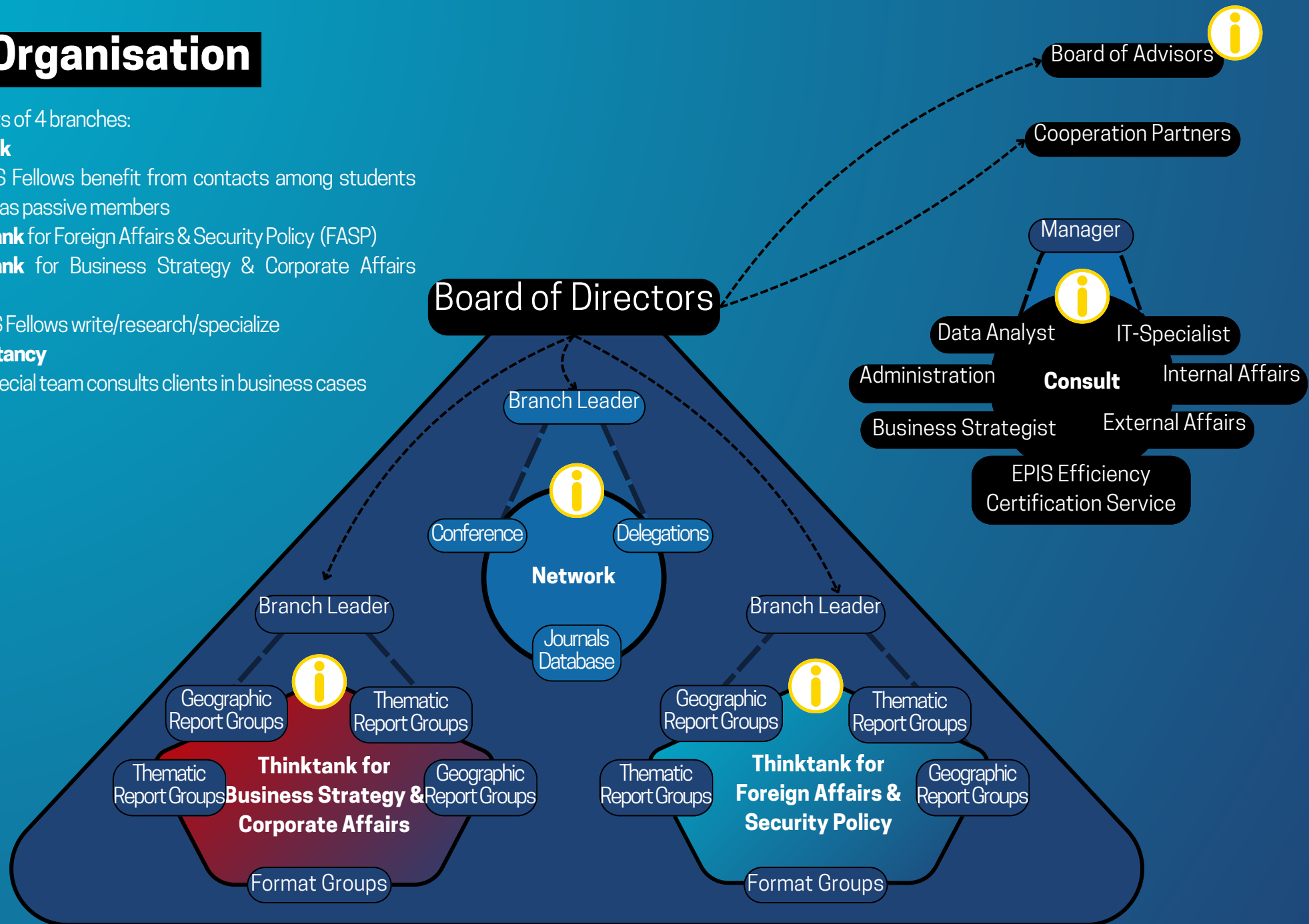
1. As an **"Interested Dude"**, you will begin with an onboarding. We will inform you about EPIS and get to know you.
2. As a **Network Fellow**, you can apply for a position in the think tank.
3. We invite particularly talented **Research Fellows** to work with EPIS Consultancy.



Our Organisation

EPIS consists of 4 branches:

- **Network**
 - where EPIS Fellows benefit from contacts among students and experts as passive members
- **Thinktank** for Foreign Affairs & Security Policy (FASP)
 - where EPIS Fellows write/research/specialize
- **Consultancy**
 - where a special team consults clients in business cases



Our Board of Directors

The EPIS Board of Directors leads the strategic direction and operations of EPIS. Composed of dedicated young professionals and students from across Europe, the Board oversees every affairs. With a strong commitment to fostering youth engagement in European policy, the Board ensures the continuity, quality, and impact of EPIS.

Comment? Question?Idea?
Contact us via WhatsApp!
+49 15565 975423



Our Board of Advisors

The **Board of Advisors** combines several designated personalities in politics and the economy. These former professionals contribute their experience to the professionalisation of EPIS.

The EPIS Board of Advisors advises the EPIS Board of Directors regarding the content and strategy.



Paul Jones
International Affairs
Advisor based in
Washington, DC



Christina Riess
Director Aerospace &
Defence at Atreus



Mika Aaltola
Member of the European
Parliament (Committee
on Foreign Affairs)



Brooks Newmark
Angel Investor and
Entrepreneur in the
Mining & Defence Fields



Robert Walter
Entrepreneur and
Advocate for
Defence Cooperation



Viola von Cramon
Former Member of
the European
Parliament



Nicholas Dungan
Transatlantic Expert
and Consulting Firm
CEO



Our Internal Affairs

The EPIS Internal Affairs enhances EPIS' internal effectiveness by deepening impact through structured workflows and EPIS Fellow's engagement. It supports EPIS Fellows, ensures smooth internal communication, and facilitates the exchange of ideas between working groups. EPIS Internal Affairs works closely with EPIS Administration to strengthen operational efficiency and the long-term success of EPIS initiatives.

General Matters

- Question about EPIS?
- Consult where to engage?
- Require proof of engagement?



Assisting

3 TASKS

Onboarding

for EPIS Network

1. About you:

- Study: where/why/what?
- Special interest?
- Prior/other engagement?

2. About EPIS:

- EPIS as an organisation
- EPIS Network: Delegations & Exchange
- EPIS Thinktank: EPIS Resorts

3. Next Steps:

- Send Forms + Guideline
- Settling time frame
- Any questions?



for EPIS Thinktank

1. About You:

- Why applied?
- Relevant experience?
- Motivation for engagement?



2. About the Position:

- Requirements
- Work process
- Next deadlines/current projects

3. Next Steps:

- Forms submitted (incl. profile picture)
- Next Monthly Meeting
- Questions?

Application

Collaborate
with us



Contact Neele Seifert. He will get people reading it :)

Internal Affairs Leader

+49 15565 975423

board.internal@epis-thinktank.com

Our External Affairs

The EPIS External Affairs focuses on expanding EPIS' visibility and reach by managing relationships with external partners, institutions, and experts. It organises events, guest contributions, and informal talks to establish new collaborations. It is also responsible for maintaining public relations and ensuring EPIS is represented at key discussions, conferences, and networking opportunities.



Conference


- annual gathering of European student think tanks
- publishing a jointly written communiqué

Delegations

- enabling EPIS Fellows to access international conferences
- networking with expert directly

Journals Database

- building a database, accumulating academic articles
- 2-D experience of research



EPIS		Issue VIII November 2025 epis-thinktank.com	Table of Contents
	When Strategy Meets Uncertainty		Editorial
	Points in Transition, Policy under Pressure	6	Editorial Team and Institutions
	Interview with VIOLA VON CRAMON-TAUBADE	8	Interview by Alice-Rose Black & Paul Under-Hawthorne
	When Supply Chain Becomes Fault Lines	10	Articles
	When Supply Chain Becomes Fault Lines	20	When Supply Chain Becomes Fault Lines
	When Supply Chain Becomes Fault Lines		When Supply Chain Becomes Fault Lines

Guest Contributions

- 500 - 3.000 words contribution by External Expert
- Interview OR Opinion Piece
- in EPIS Magazine & EPIS Reports

Informal Talks

- 45 min Q&A-session with an External Expert



ENGAGE
with us

**Cooperate Across
Two Domains**

EXCHANGE
with us

**Collaborate
with us** ?



Contact Neele Seifert. He will get people reading it :)

External Affairs Leader

+49 15565 975423

board.external@epis-thinktank.com


Our Award

Every year, the EPIS Thinktanks presents the EPIS Award. This is intended to honour the best publication of the year. It is also intended as an incentive for EPIS Fellows to maintain the high standard of future publications. It is awarded at the end of the year in the categories: Best Magazine Article, Best Blog Post & Best Working Group Article.



Criteria

Utilisability
Methodology
Systematics



Orthography
Layout
Formalities

Winners 2024



Frequently Asked Questions

About Fellowship

- **Who can I become an EPIS Fellow?**

The EPIS Fellowship is open to students & graduates who are interested in international policy & business affairs. After the onboarding one becomes & EPIS Network Fellow, after the application one joins the EPIS Thinktanks as an EPIS Research Fellow.

- **Do I need to study political science or business to apply?**

No, everyone who has an interest in these topics can apply.

- **What is the fellowship fee?**

EPIS Network Fellows pay 15 EUR/year. EPIS Research Fellows (of EPIS Thinktanks) pay additional 6 EUR/year. With this budget, we stay independent, non-partisan and can sustain our operations.

- **Are there any duties for EPIS Fellows?**

No, EPIS operates on a voluntary basis. You can be active, but you don't have to. There are EPIS Fellows who publish once, others who are regularly active, and some who contribute occasionally.



About EPIS

- **What does EPIS stand for?**

EPIS (ancient Greek ἐπιστήμη epistēmē) stands for "insight, knowledge, science."

- **What is EPIS?**

EPIS is a student organisation for foreign & economic affairs. It combines 4 branches: EPIS Consultancy, EPIS Network & 2 EPIS Thinktanks.

- **What does "non-partisan" mean in the context of EPIS?**

We are a neutral organisation and don't pursue a certain political agenda. We encourage free speech on an academic basis in the boundaries of mutual respect.

- **How is EPIS funded?**

90 % of EPIS' budget comes from fellowship fees of EPIS Fellows. Around 10 % are made up by project based funding such as OTT.

- **Where is EPIS based?**

EPIS is based online and active mostly in Europe and North America

About Organisation

- **What is the difference between EPIS Network & EPIS Thinktank**

The EPIS Network is the connection between students and experts. EPIS Thinktank produces publications.

- **What is an EPIS Resort?**

The EPIS Thinktanks are divided into various EPIS Resorts: EPIS Format Groups, EPIS Working Groups, and EPIS Report Groups. Each Resort consists of multiple subgroups.

- **How can one publish texts?**

If one joins a Group in an EPIS Resort, one can publish articles. The respective EPIS Thinktank Group Leader will guide through the process.

- **Where can one get involved?**

As an EPIS Fellow, one can contribute to any EPIS Resort which suits ones interest.

- **Are there regular meetings ones has to attend?**

Yes, each Group meets on a monthly basis. The attendance is mandatory, as the important information and decisions are done there.

**Got any
Questions**



Contact Leticia Knoop. She will get people reading it :)

Internal Affairs Leader

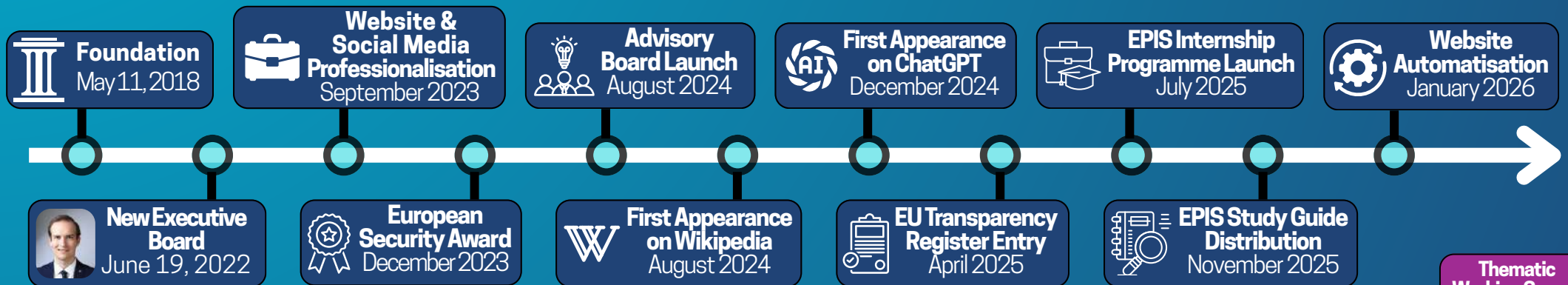
+49 15565 975423

board.internal@epis-thinktank.com

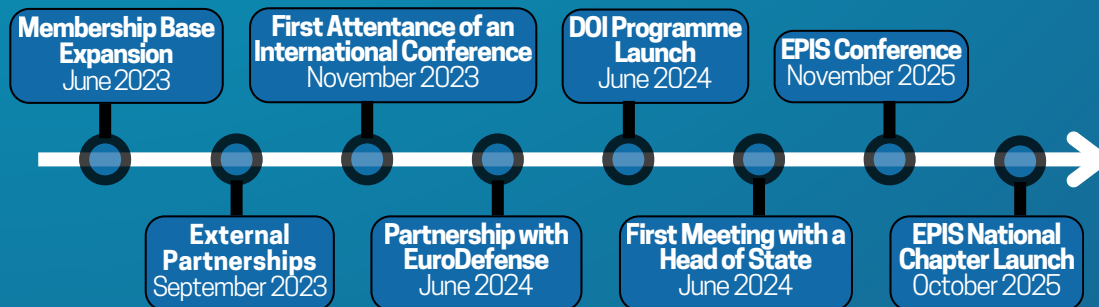
Our Milestones

Founded in Munich in 2018 by a group of friends, EPIS has grown into a global think tank. Since restructuring in 2022, we expanded from 16 to 600+ EPIS Fellows. Along the way, EPIS has reached several key milestones

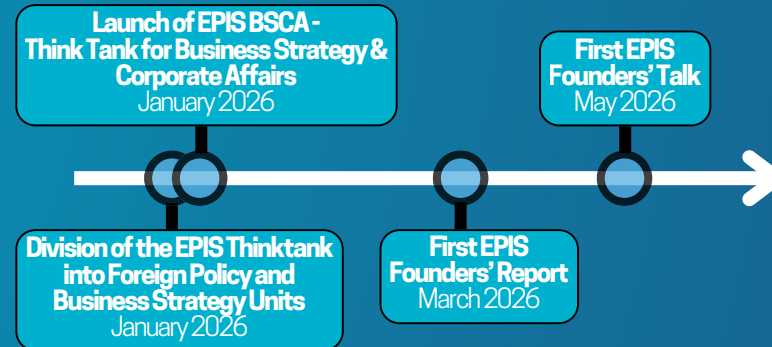
EPIS



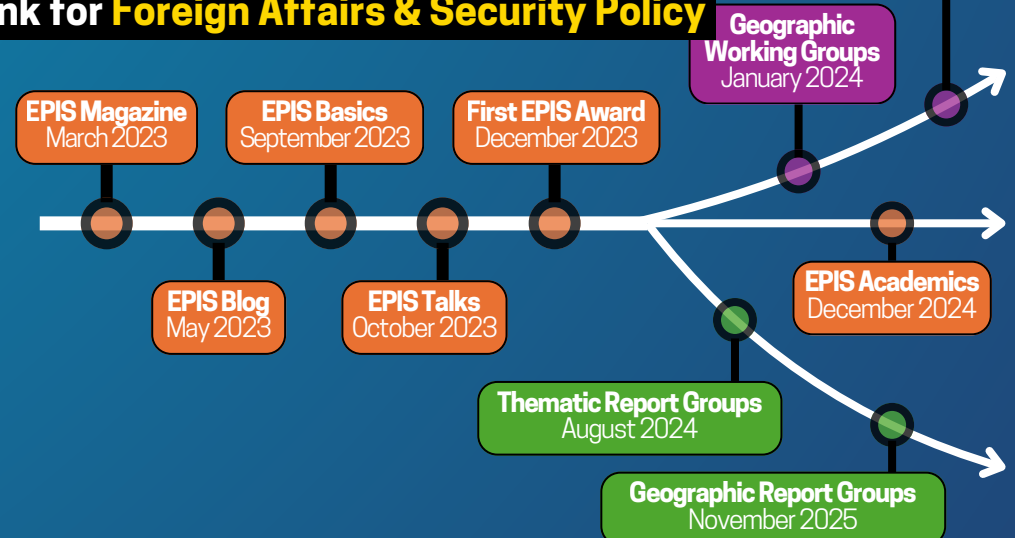
Network



Thinktank for Business Strategy & Corporate Affairs



Thinktank for Foreign Affairs & Security Policy



Our Milestones

20

Professional Guest
Contributions for
EPIS Reports and
Magazine

Hosted
12

Interns in
Internship
Programme

Expanded

4

National
Chapters

Launched

15

Groups

**7 Achievements in
2025**

Additional

362

EPIS Fellows

Sent EPIS
Fellows to

8

Conferences

Issued

282
Publications

Our Ambition



Our Code of Conduct

EPIS follows a Code of Conduct based on 3 core principles that define how we work together. These principles apply to all EPIS Fellows. They aim to ensure both maximum freedom for our EPIS Fellows and a respectful working environment.



Integrity



EPIS is independent, particularly from political, economic, or ideological influences. EPIS guarantees its Fellows freedom of expression. At the same time, EPIS is committed to the principles of human rights.

Reliability

EPIS is efficient, goal-oriented, and reliable. EPIS Fellows carry out their tasks with a sense of responsibility toward others, acting dependably and with clear communication.



Collegiality



EPIS promotes exchange among its EPIS Fellows in a spirit that is respectful, supportive, and based on mutual understanding—especially across cultural, academic, political, and geographical differences.

**Got any
Questions**



Contact Leticia Knoop. She will get people reading it :)

Internal Affairs Leader

+49 15565 975423

board.internal@epis-thinktank.com

How to: Pick a Topic

Every topic has to deal with either

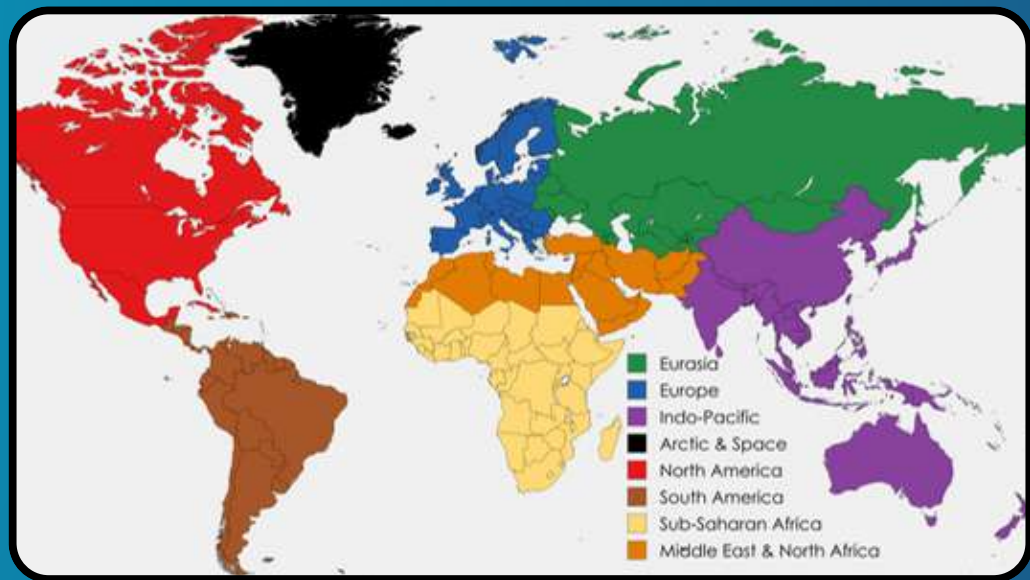
- **foreign affairs & security policy OR**
- **business strategy & corporate affairs**

Before writing, narrow down the topic of your publication.

→ Pick 1 topic - not more. Why?

- this makes your text orderly and focused.
- this support it with more arguments/paragraphs.

To define the subject of your publication, use these **3 criteria**:



Location

What area does your topic address?
Global? International? National?

Time

What time period does your topic cover?

Present?

Future?

Last 100 years?

Recent events?

Last 10 years?

Peacekeeping & Conflict Prevention

- International Cooperation
- Peace Missions
- Terrorism Prevention & Response
- Conflict Prevention

International Law & Treaties

- Jurisdictional Sovereignty
- Global Justice
- Treaty Compliance
- Legal Frameworks

Climate Policy & Environment

- Climate Protection
- Environmental Security

International Relations & Diplomacy

- Bilateralism & Multilateralism
- Multilateralism
- Alliance Building
- International Agreements
- Conflict Resolution

Topics

What do topic you address?

Artificial Intelligence & Cybersecurity

- Cyber Defense & Hybrid Warfare
- AI Governance & Global Norms
- Data Security & Intelligence

International Economic Relations

- Sanctions Policy
- Resource Conflicts
- Energy Policy
- Trade Policy

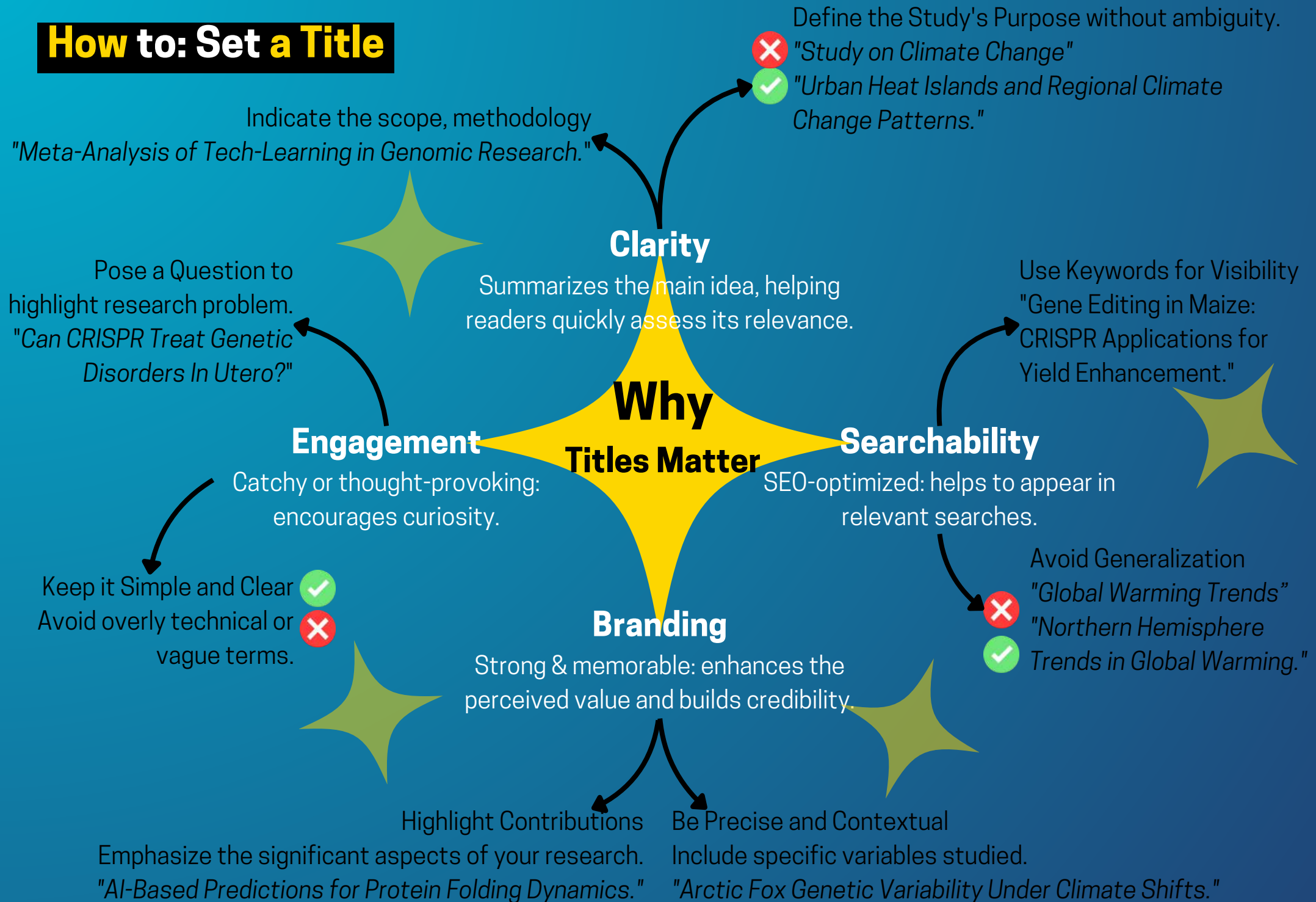
Security Policy & Defence

- Arms Control & Disarmament
- Non-Proliferation of WMDs
- Crisis Management
- Military Alliances
- Cyber Defense-Protection & Cooperation

Human Rights & Humanitarian Aid

- Refugee Assistance
- Humanitarian Interventions
- Migration Policy
- Human Rights Promotion

How to: Set a Title

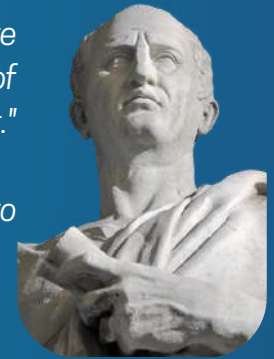


How to: Write an Introduction

The introduction is the most important part of the text. It's the first thing, the reader reads. It's the first impression a reader gets. A good introduction presents the whole text. This means it explains the beginning while also laying out the structure and the conclusion.

"A good opening should be like a court case: it must state the facts, capture the attention, and convince the jury of your intent right from the start."

- Cicero



Guideline

Example



- **General introduction** to the issue.
 - Is there a special occasion/reason?
- Clarification of the **Research question**
 - What does your research question cover?
 - What did you exclude from this coverage and why?
- Discussion of its **theoretical and practical interests** - Why should a reader take the time reading your article?
 - **Practical interests:** Why is it important to practical societal issues? Who benefits from reading/knowing your article?
 - **Scientific interests:** What is the current state of research? How, what and who has already published about this topic? What is your article going to add?
- **Answer** the research question
 - Provide a one-liner answer
- Description of the **methodology**
 - How did you approach the research question (i.e. via Literature review/empirical studies)?
- Explanation of the **main subdivisions**
 - How did you structure your article? Why and in how many parts did you split it? What is your thought behind it?

- The **war in Ukraine** fired up the conflict between Russia and NATO
- **Is NATO prepared** for a military conflict against Russia?
 - This article covers new military technologies.
 - This excludes organisation, since less important in emergency.
- This answer is of **interest both for society and science**
 - The **practical relevance** is of how the society is included in preparation of war.
 - Research argues NATO is prepared. However, this is till invasion of Ukraine 2014. This article **updates the current stand.**
- NATO **is not prepared** till they level up their air systems.
- The article approaches the question **empirically** by collecting public information, weighing them and reaffirming them with rough estimates in expert literature.
- This article is divided in **three parts. First**, it explains the numbers of NATO. **Second**, the numbers are compared with Russian numbers. **Third**, it draws the conclusion.

How to: Write a Paragraph

To write a convincing, **well-structured paragraph**, follow these **principles**:

- **1 paragraph = 1** single, cohesive **claim** (don't stuff paragraphs with several thoughts)
- Each sentence contributes (only!) to this claim
- Each paragraph contains min. 4 sentences
- To better organise your sentences use the:

SNAKE Shape

+ Example

1. Claim

Introduces the main purpose of the paragraph
Serves as an introduction to a new claim

2. Definition

Explains the context or terms/theories used
Serves to prepare the claim

3. Argumentation

Apply research/evidence/argument to definition
Serves to argue your claim

4. Conclusion



Summarizes the argumentation to a solution
Serves to validate that your claim is proven

The Russian attacks on Ukraine clearly qualify as a war. War is defined as a sustained conflict between nations or organized groups involving significant armed violence. Russia's invasion of Ukraine in 2022, marked by large-scale military operations, territorial occupations, and the loss of thousands of lives. Furthermore, the use of artillery, air strikes, and ground troops reflects the organized and deliberate nature of the conflict. In conclusion, the scale, intensity, and duration of the Russian attacks on Ukraine unequivocally categorize the conflict as a war.


another snake, another paragraph ...
... eventually growing into a fulltext

How to: Write a Text

Formalities & Structure

- You have an **engaging** title and use paragraphs & subtitles 
- Logical, organised sections, with **smooth transitions** and clear headings
- Each paragraph deals with one single topic 
- Terms are defined and used consistently

Language

- **Your choice of language is ...**
 - Clear and concise
 - Formal, unemotional and objective
- **You avoid ...**
 - Repetitions
 - Subjective or ambiguous language
 - Grammatical errors and awkward sentence structures
- **Further Advice:**
 - Vary your sentences in length and style for improved readability
 - Avoid overly complex sentence structures
 - Follow our **5 Do's of Good Writing** 

Content

- Your ideas flow naturally. Your text follows a guiding thread.
- Your claims are supported by **robust evidence**
- Necessary concepts are well-explained with the **necessary level of detail** and are used consistently throughout the text
- Data Analysis & Results
 - You describe data source and analysis methods
 - Your results are effectively visualised
- Discussion:
 - You interpret your results **with regard to your findings**
 - Your interpretation sticks to the facts, regardless of what your claim is. If your results differ from your claim, this is mentioned and explained in your text
 - Describe how your results fit into the overall literature on your topic of analysis
 - Acknowledge limitations
- Conclusion:
 - **Summarise** findings and implications, and **suggest** avenues for future research

How to: Format a Text

The format of a text is the first visual impression for the reader. Only a well-formatted text makes a good impression. Therefore, we only accept correctly ordered texts.

Text Body

Line Spacing: 1,5

Font Type: Calibri

Alignment: Justified

Font Size: 12 (Headlines: 14)

Ordered as follows: 

Font Weight: normal (Headlines: Bold)

1.
2.
2.1.
2.2.
2.2.1.
2.2.2.

Use of AI

Check out these **Tools!**

- You are free to use AI for support (research, correction, improvements).
- If it becomes apparent, however, that your text was **written by an AI** tool, it **cannot be published**

ChatGPT

Can help you structure your argumentation



Grammarly

Grammatical Correction

DeepL Write

Stylistic Improvements

Wording

- **Capitalisation:**
 - Proper Nouns / Names / Brands / Organisations / States etc. (NOT concepts or theories)
 - Example: "President Lincoln was the president of the United States"
- **Numbers:** one through twelve = spelt out (*one, two, ..., twelve, 13, 14, ...*)
- **Dates:** Day Number - Month Name - Year Number (Example: 03. January 2023)
- **Wording:** British English - Special attention to Differences with American English ( = analyse  = analyze)

References & Formalities

- Line **indentation** at the beginning of a new paragraph
- **Justified** text and **Hyphenation**
- **APA 7** guidelines: In-text citations + Reference list entry
Find a guideline and examples here
- **Plagiarized** content will not be uploaded! We will **check**.

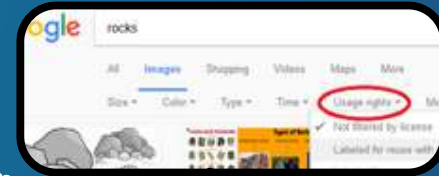
How to: Create Visualisations

Visualizations are a **core component** of a publication. They assist the reader in understanding why you want to tell with your article. Also, it looks more appealing than a wall of words. Be creative: Don't just submit a BORING scale - be creative!

1. Check if you may use the visualization.

- As an author, you are liable for copyright infringements.
- **Creative Commons** licence are mostly usable. HOWEVER, some require naming the creator or forbid amendments. Be aware!

2. You can filter for a Creative Commons license like this:



when using someone else's visualisation

5 Steps to visualise

1 Talk to your Resort Leader - what do you want to visualise?



2 Select a type of visualisation

3 Gather essential data - which will be presented in your visualisations

4 Draw a sketch - by hand on paper + add it to your document

WOW!
Our Media Designer digitalises your sketch!

5

4

How to: 5 Do's of Good Writing

Formulate **Actively**

- Write indicatively and avoid conjunctive formulations. It is wrong when inferring unavoidable conclusion.

✓ “If tomorrow were a new day the sun **will** rise”

✗ “If tomorrow were a new day, the **would** rise”

- Active phrases are more appealing than passive ones

✓ “as the Council of Europe **communicated**”

✗ “as was **communicated by** the Council of Europe”

Write **Vividly**

- Cynical asides, surprising metaphors, the use of images and the like help readers identify with the text. This keeps them more attentive and allows you to better deliver your message.
- You can omit some content if this allows for a better delivery of your key message.

“After all China: once a **Dragon**, turned into **Winnie Poe**... or was lead by him

“After all China: lost it's **might**... or **competence**”

Formulate **Explicitly**

- Oftentimes, authors try to hide their uncertainty or lack of expressiveness behind complicated sentences. This prevents them from writing what they think and the reader from understanding what they mean

✓ “He **died** in **February**”

“The **second month of the year** was when he

✗ **didn't live** anylonger”

Use **Technical Terms**

- The use of technical terms can facilitate discourse by summarising the meaning of an otherwise too-long explanation. It is important, however, to remember that the **readership** is **not** a committee of **experts**. Texts overflowing with technical terms are **unreadable** (even for the insiders!).
- Unfamiliar terms require **explanation** when used.
- No abbreviations, also **do not** ✓ **don't** ✗

Short & Precise Sentences

- The reader's attention span forces precise formulation
- Delete **filler words** “clearly”, “very” just as many adjectives are **tautological** “exact facts”, “danger potential”

EPIS Network

— Chapters | Journals Database —
Conferences | Delegations
on
International Policy & Business Affairs



EPIS Network

The EPIS Network is a premier platform for young professionals in foreign and security policy. It centers on the annual EPIS Conference, where graduates defend their theses under expert moderation. The EPIS Delegations provide members with high-level access to global forums like the MSC, while the Journals Database offers a curated overview of external policy research. Locally, EPIS Chapters foster regular regional exchange, bridging the gap between academic theory and practice.

Network Leader



Theodor
Himmel

Lauren de Rouck



Chapters



Sonja Grünbauer



Delegations

EPIS Network

Conference



N.N.



Journals Database



Vincent Sipeer

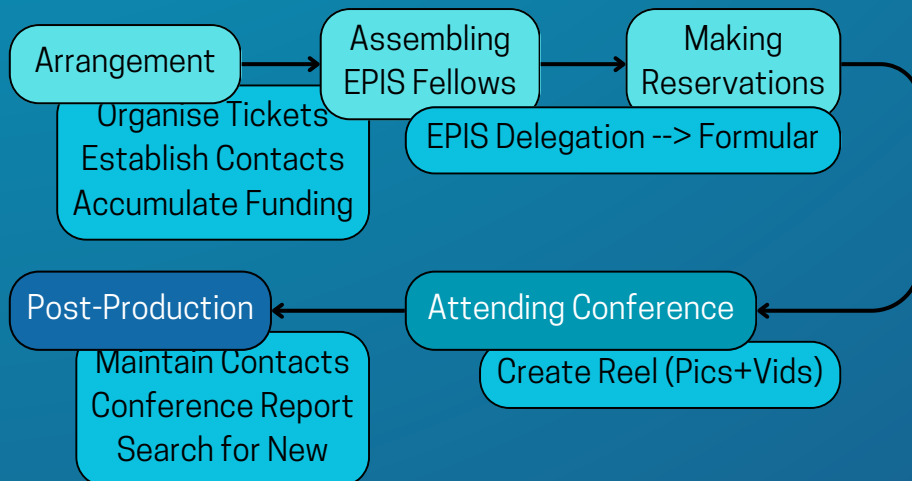
EPIS Network Delegations

Scope

With EPIS Delegations, our EPIS Fellows gain access to conferences. EPIS provides entry, supports Fellows in their preparation, and together we engage firsthand with high network events.



From Idea to Delegation



Annual Conferences

Among the annual conference we attend regularly are:



Collaborate
with us



Write & call Sonja Grünbauer.
She gets people places :)

Journals Database Leader

+49 15565 975423

network@epis-thinktank.com

EPIS Network **Chapters**

Scope

The EPIS Chapters unite EPIS Fellows from the same region who meet regularly to exchange ideas and strengthen their local network. Each Chapter hosts a monthly gathering that fosters personal connections, professional exchange, and cross-disciplinary dialogue. By linking regional communities, the National Chapters embody EPIS's mission to connect young professionals across Europe through collaboration and shared commitment.



16 Local chapters.
1 Global impact.

Impressions



Collaborate
with us



Write & call Laurens de Rouck. He brings people together. :)

Chapters Leader

+49 15565 975423

network@epis-thinktank.com


EPIS Network Thesis Conference

Scope

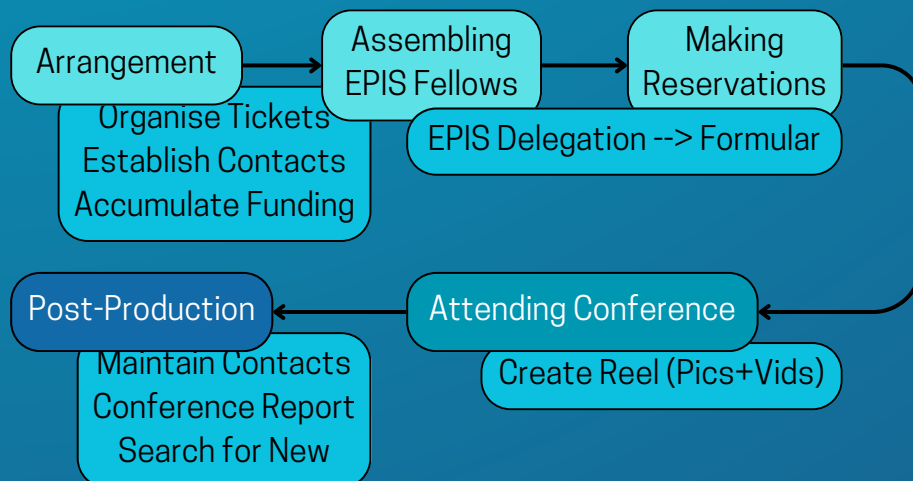
Each year, EPIS hosts a conference in one of Europe's political hotspots, bringing together one representative from each student think tank. The goal is to adopt a joint communiqué. The participation is via invitation only.

Conference 2025

The Conference 2025 will take place in Berlin. Around 15 student thinktanks will discuss a common understanding of current security policies.



From Idea to Delegation



Collaborate
with us



Write & call N.N. She gets people places :)

Thesis Conference Leader

+49 15565 975423

network@epis-thinktank.com



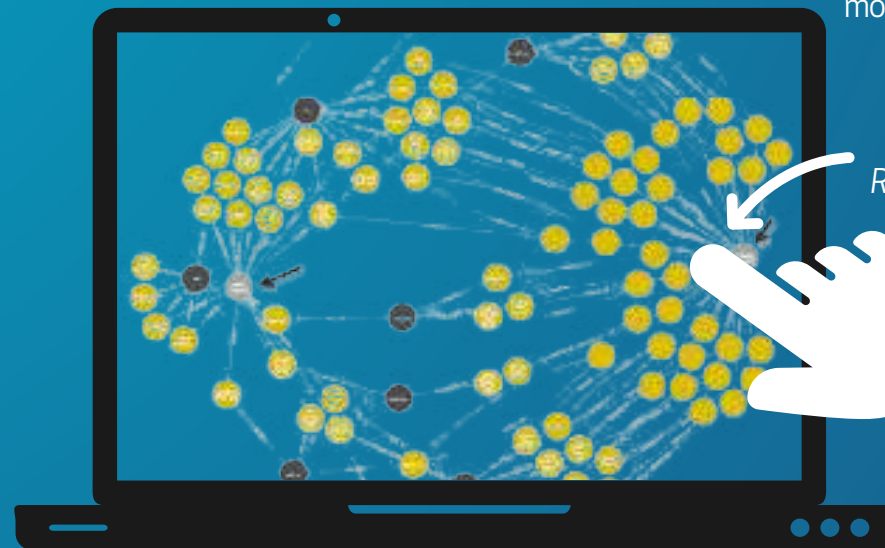
EPIS Network Journals Database

Scope

We are revolutionizing research. In addition to the EPIS Magazine, there are other journals in foreign and security policy. EPIS has direct access to various publications and share them within our network. Doing that, our EPIS Fellows have premium access to it.

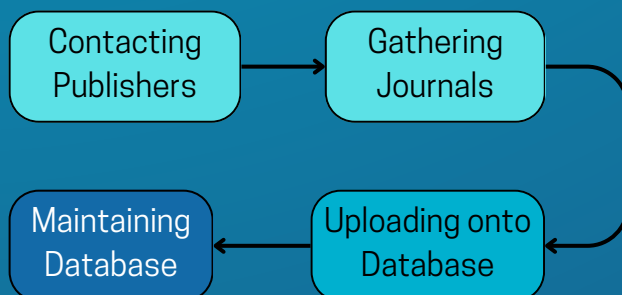
Journals Database

Each article appears as a dot on a 2D map, organized by region and topic. A built-in timeline allows you to filter for the most recent publications. The closer the articles are linked, the more they are relevant to each other.



Research by scrolling through the world of science.

From Idea to Access



Publish your Journal ?



Contact Vincent Sipeer. He will get people reading it :)

Journals Database Leader

+49 15565 975423

network@epis-thinktank.com

EPIS Thinktank

for Foreign Affairs & Security Policy

— Format | Report | Working Groups —
on
International Policy Affairs



EPIS Thinktank (FASP)

The EPIS Thinktank for Foreign Affairs & Security Policy (FASP) unites actively publishing Research Fellows, making it an optimal platform for Political Science students. Through its Working, Report, and Format Groups, it sets publication standards, conducts peer reviews, and ensures timely output, connecting students, professionals, and experts in international policy and security.

Board of Directors

The Board of Directors assists the Branch Leader

- **Internal Affairs** = organising Application calls
- **External Affairs** = assisting in Guest Contributions
- **Social Media** = publishing EPIS Publications
- **Media & Design** = laying out EPIS Publications

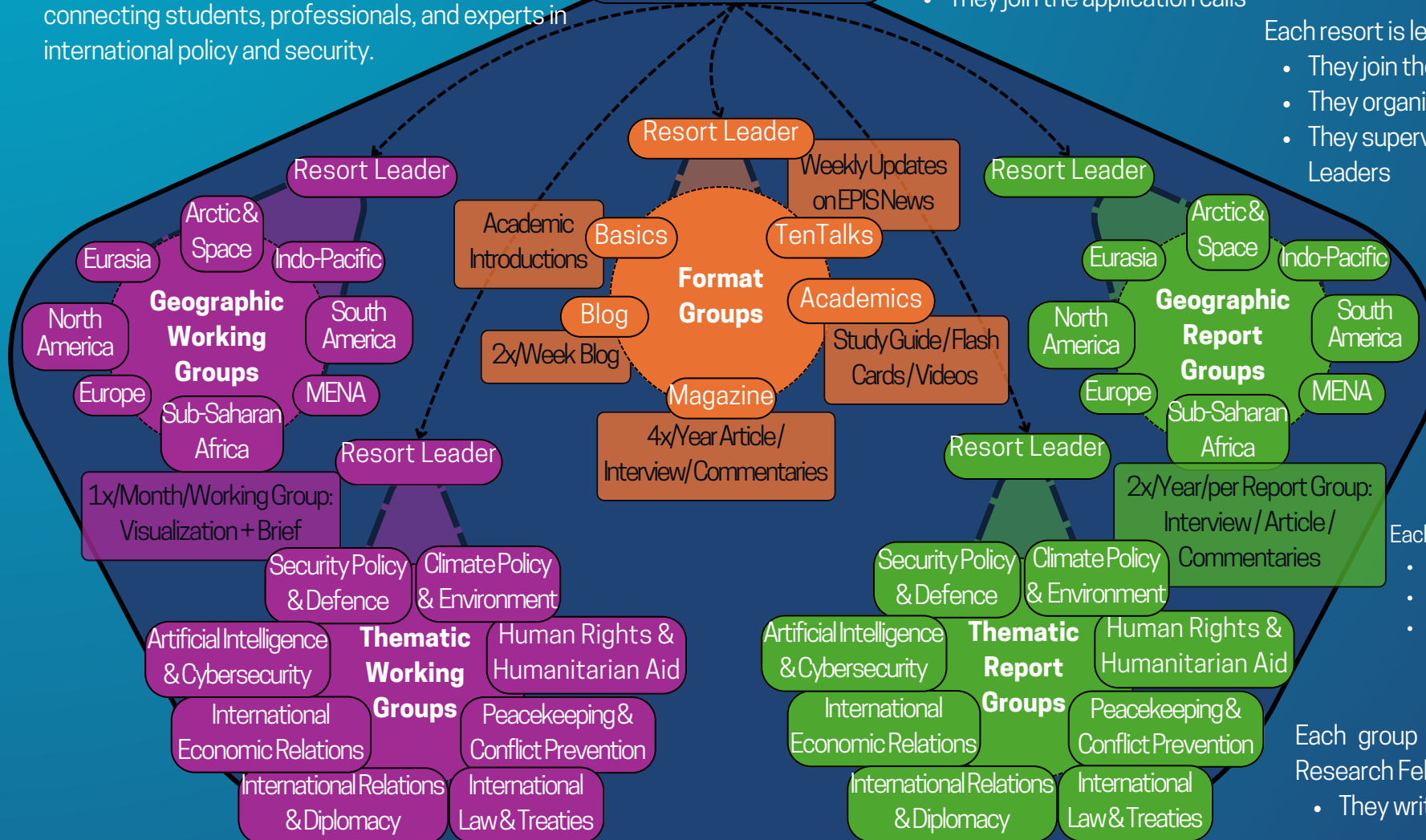
Branch Leader

The Branch of Thinktank (FASP) is led by the **Branch Leader**

- They supervise the tasks of the Resort Leaders
- They join the application calls

Each resort is led by a **Resort Leader**

- They join the application calls
- They organise Guest Contributions
- They supervise the tasks of the Group Leaders



Each group is led by a **Group Leader**

- They join the application calls
- They organise the publications
- They supervise the tasks of Research Fellows

Each group is formed by the Research Fellows

- They write the publications

Thematic Report Groups

The EPIS Thematic Report Groups focus on critical global issues, providing in-depth analyses and policy recommendations across a range of topics. These groups address key areas such as climate policy, human rights, international relations, and security, producing reports that contribute to shaping informed discussions and solutions for today's pressing challenges. By engaging experts and thought leaders, EPIS Report Groups offer valuable insights to policymakers and the global community.

Resort Leader



**Alisa
Grunert**



Peacekeeping & Conflict Prevention

Paul Behne



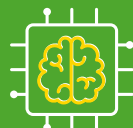
Climate Policy & Environment

N.N.



International Relations & Diplomacy

Marie Klostermeier



Artificial Intelligence & Cybersecurity

Belen Bringas

Thematic Report Groups

International Economic Relations



Donat Olah

Security Policy & Defense



Felix Heuner

Human Rights & Humanitarian Aid



Lovely Bernardo

International Law & Treaties



Maximilian Schlenker

Geographic Report Groups

The EPIS Geographic Report Groups focus on critical global issues, providing in-depth analyses and policy recommendations across a range of topics. These groups address key areas such as climate policy, human rights, international relations, and security, producing reports that contribute to shaping informed discussions and solutions for today's pressing challenges. By engaging experts and thought leaders, EPIS Report Groups offer valuable insights to policymakers and the global community.



Thematic Working Groups

The EPIS Thematic Working Groups are specialized teams of the EPIS Thinktank that focus on different regions of the world and publish monthly reports on current political developments to provide in-depth analysis and insights into regional and global contexts.

Resort Leader



**Dmytro
Sochnyev**



**Peacekeeping &
Conflict Prevention**

Jan Fritsche

**International
Economic Relations**



Aliya Woodcock



**Climate Policy
& Environment**


Deniz Terzi

**Security Policy
& Defense**



Sveva Musumeci

**Thematic
Working
Groups**



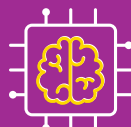
**International Relations
& Diplomacy**

Karolina Kisiel

**Human Rights &
Humanitarian Aid**



Jay Thenot-Wrobel



**Artificial Intelligence &
Cybersecurity**

Hanna Zylowski

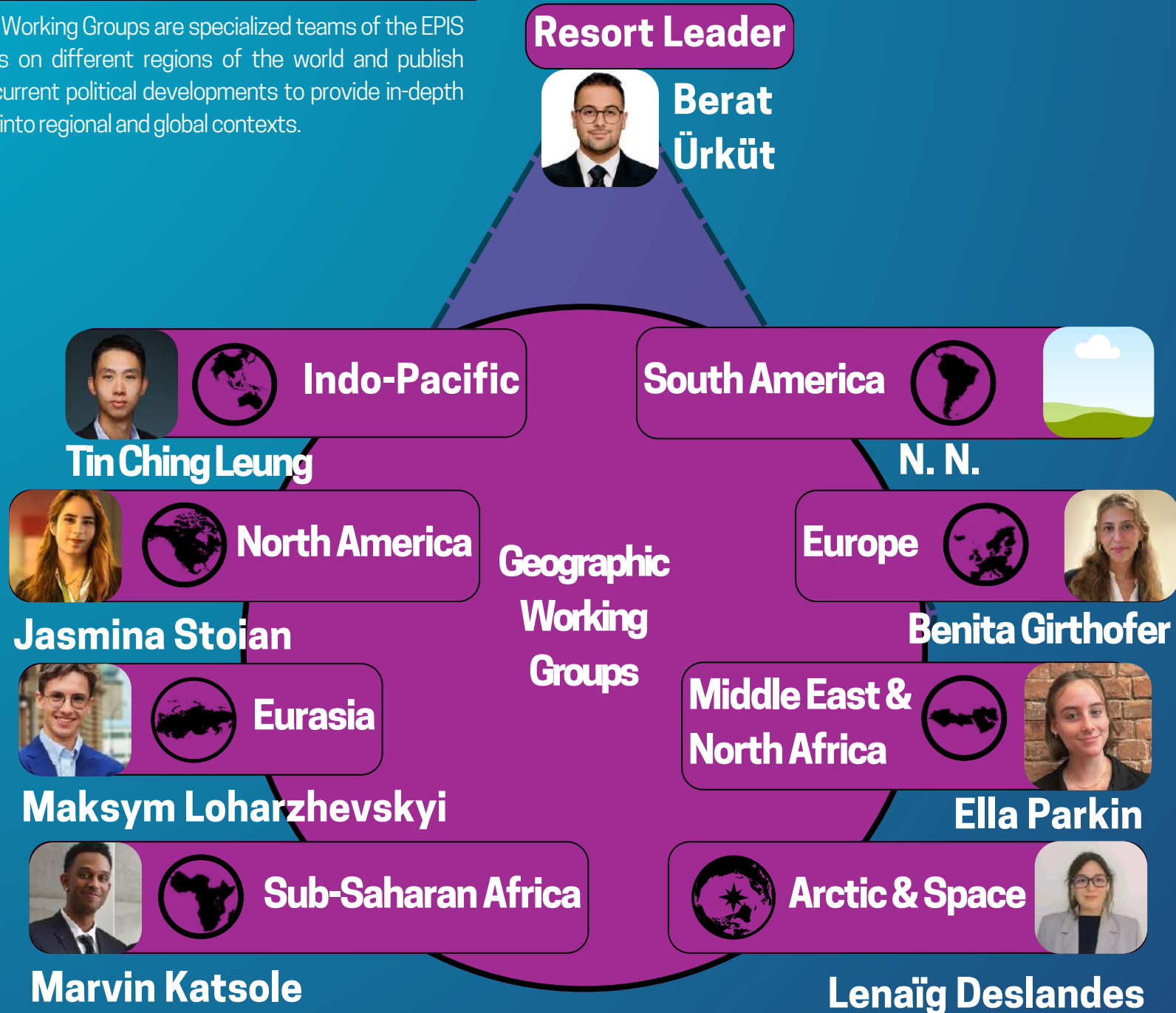
**International
Law & Treaties**



N.N.

Geographic Working Groups

The EPIS Geographic Working Groups are specialized teams of the EPIS Thinktank that focus on different regions of the world and publish monthly reports on current political developments to provide in-depth analysis and insights into regional and global contexts.



Working / Report Groups

Scope

Each Report + Working Group meets in a **Monthly Meeting**.

- set in time & date (example: every 2nd Thursday 19:15 CET).
- take ~ 45 min
- during the meeting → the group fills out the **EPIS Protocol**. It serves as a meeting guideline + entails details (the Board requires), such as:
 - about next publications (for Social Media + Media & Design)
 - about External Experts (for External Affairs)
 - about Fellowship (for Internal Affairs)



Report Groups

- **Editorial** (written by Group / Resort Leader)
- **Articles** (2.000 - 3.000 words + 2 visualisations)
 - = *objectively* present an argument **OR** comparing different perspectives
- Opinionated **Commentary** (500 - 1.000 words)
 - = *subjectively* present opinion
- **Guest Contribution** (interview OR commentary)
- **Policy Recommendation** (1.000 - 1.500 words)
 - Written Objectively as insight view into an organisation
- **EPIS Basics** Entry (500 - 600 words)

6 MONTHS

Monthly Meeting



Protocol (Google Forms)



Schedule

Welcome	5 min
Detailing Articles	10 min
Describing Visualisations	10 min
Selection of 1 Guest Contribution incl. Questions	5 min
Selection of Top News	20 min
Miscellaneous (incl. Holiday, Missing Fellows, Questions)	5 min

Publication (Google Forms)

Submission:
28th each month

Process

to find topic

to write introduction

to write first draft

to submit final draft

to check layouting

to publish

1 MONTH

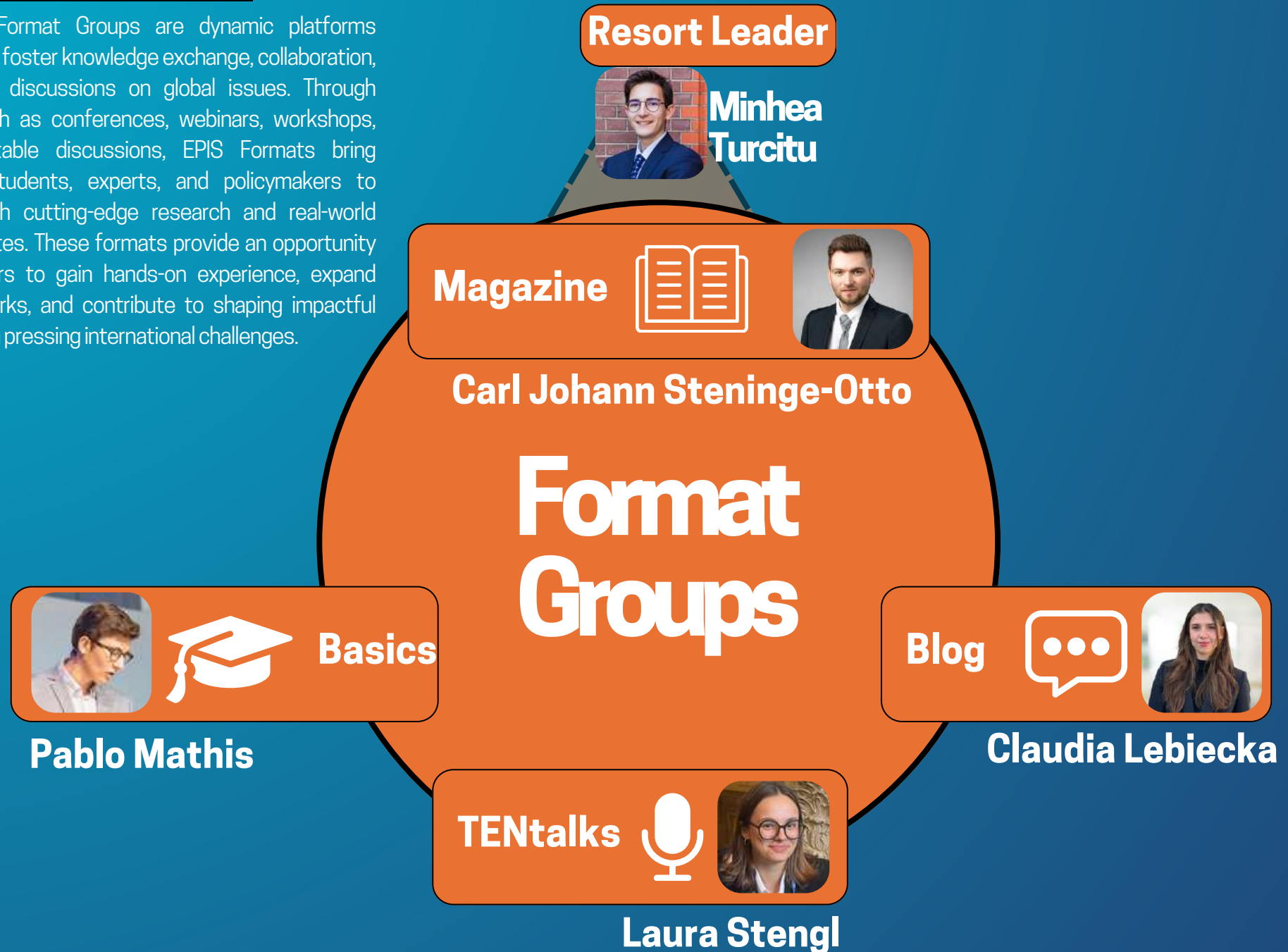


Working Groups

- **Articles** (1.000 - 2.000 words + 2 visualisations)
 - = *objectively* present an argument to rethink a perspective OR comparing different perspectives, original and by the author; supported by references

Format Groups

The EPIS Format Groups are dynamic platforms designed to foster knowledge exchange, collaboration, and critical discussions on global issues. Through events such as conferences, webinars, workshops, and roundtable discussions, EPIS Formats bring together students, experts, and policymakers to engage with cutting-edge research and real-world policy debates. These formats provide an opportunity for members to gain hands-on experience, expand their networks, and contribute to shaping impactful solutions on pressing international challenges.



Format Groups

Scope

Each Format Group publishes in a different format.

- the **Blog** provides small opinion pieces
- the **Magazine** contributes larger academics articles
- the **TENTalks** offers news + career insights
- the **Basics** gather quick info bites

Basics

- Short Video
 - 60 seconds
 - = objective presenting regimes / personalities / theories



Publication (Google Forms)

Submission:
28th each month

Process

to find topic

to write introduction


to write first draft

to submit final draft

to check layouting

to publish

Magazine



3 MONTHS

1st March / June / Sept. / Dec.

- Editorial** (written by Group)
- Articles** (3.000 - 4.000 words + 2 visualisations)
 - = *objectively* present an argument **OR** comparing different perspectives
- Opinionated **Commentary** (1.000 - 1.500 words)
 - = *subjectively* present opinion
- Guest Contribution** (interview OR commentary)
- EPIS Basics** Entry (500 - 600 words)

3-Part Structure

TENTalks

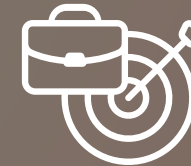


1. Person

- Focus: Portraying an interesting person from the domains of politics & economy
- Topics: Personal path, experiences, challenges in the context of foreign & security policy

2. Field / Institution

- Focus: Analysis of a current issue. Portraying the work of the interviewed actor with regard to this challenge.
- Topics: Conflict zones, strategic developments, innovations



3. Career

- Focus: Advice for listeners who aim for a career in international politics
- Topic: Practical tips, soft skills, etc.

1 MONTH



Blog

- Opinionated Commentary (500 - 1.000 words)
 - = *subjectively* present opinion

EPIS Thinktank

for Business Strategy & Corporate Affairs

— Reports | Talks —
on

International Business Affairs



EPIS Thinktank (BSCA)

The EPIS Thinktank for Business Strategy & Corporate Affairs (BSCA) unites actively publishing Research Fellows, making it an optimal platform for Economical Science students. Through its Working, Report, and Format Groups, it sets publication standards, conducts peer reviews, and ensures timely output, connecting students, professionals, and experts in global economics and trade policy.

Board of Directors

The Board of Directors assists the Branch Leader

- Internal Affairs = organising Application calls
- External Affairs = assisting in Guest Contributions
- Social Media = publishing EPIS Publications
- Media & Design = laying out EPIS Publications

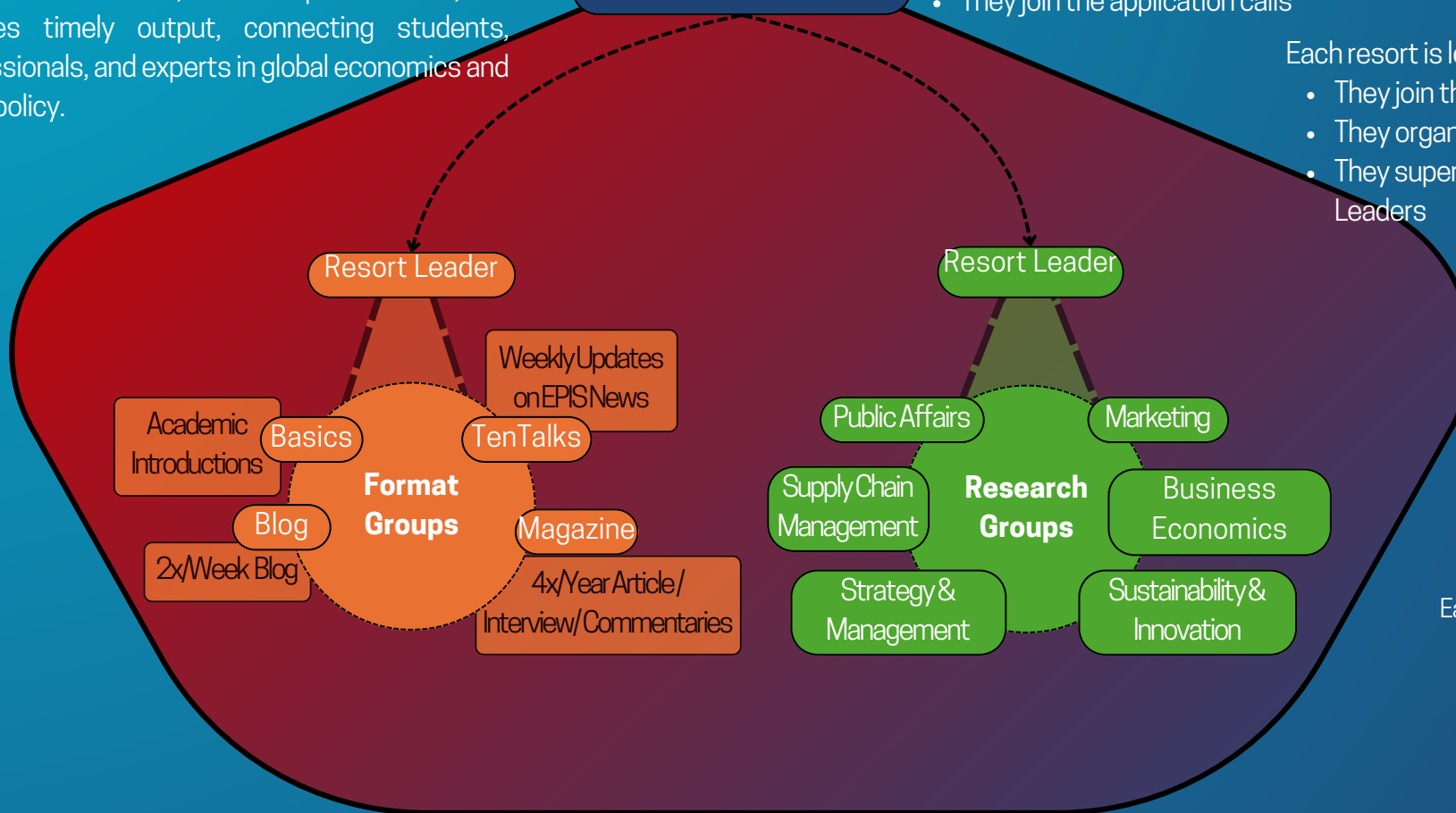
Branch Leader

The Branch of Thinktank (BSCA) is led by the Branch Leader

- They supervise the tasks of the Resort Leaders
- They join the application calls

Each resort is led by a Resort Leader

- They join the application calls
- They organise Guest Contributions
- They supervise the tasks of the Group Leaders



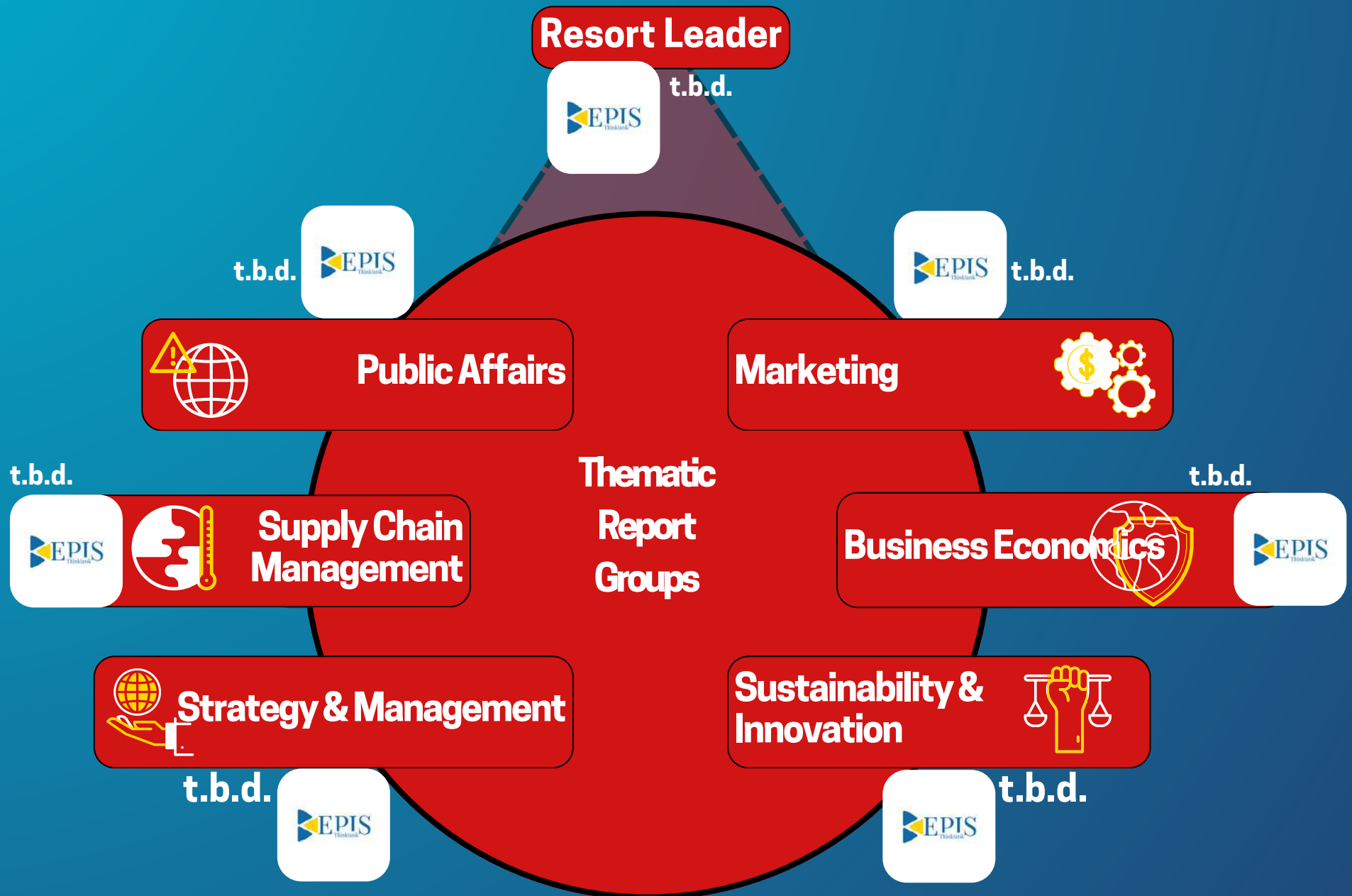
Each group is led by a Group Leader

- They join the application calls
- They organise the publications
- They supervise the tasks of Research Fellows

Each group is formed by the Research Fellows

- They write the publications

Thematic Report Groups



Report Groups

Scope

The EPIS Report Groups focus on critical global issues, providing in-depth analyses and policy recommendations across a range of topics. These groups address either certain regions in the Geographic Groups or topics in the Thematic Groups producing reports that contribute to shaping informed discussions and solutions for today's pressing challenges. By engaging experts and thought leaders, EPIS Report Groups offer valuable insights to policymakers and the global community.

Structure

- **Editorial** & Greetings from our Partners
- **Articles** (2.000 - 2.500 words + 2 visualisations)
 - = present an argument to rethink a perspective OR comparing different perspectives, original and by the author; supported by references
- Opinionated **Commentary** (1.000 - 1.500 words)
 - = written *subjectively* about a recent debate/event
- **Guest Contribution**
- **Expert Interview**
- **Policy Recommendation** (1.000 - 1.500 words)
 - Written Objectively as insight view into an organisation
- **EPIS Basics** Entry (500 - 600 words)



Monthly Meeting Schedule

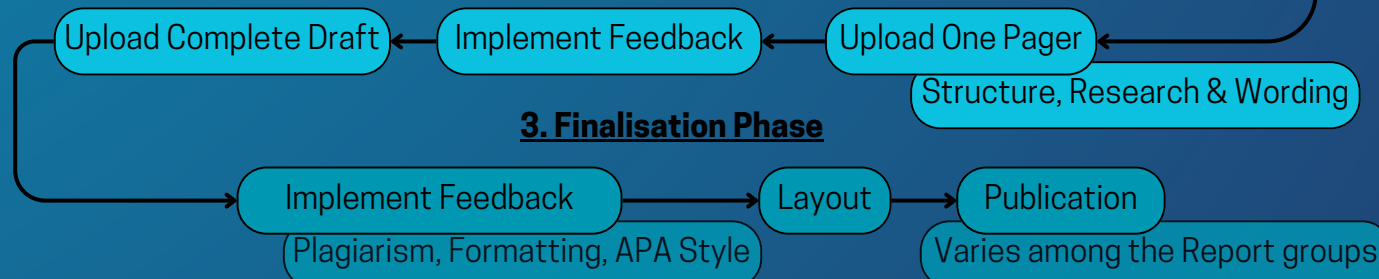
Welcome	Leader	5 min
Review last Report	Writing Expert	10 min
Selection of 1 Topic upcoming Report + Articles	Research Expert	10 min
Selection of 1 Guest Contribution incl. Questions	Leader	5 min
Discussion of Recent Topics	Specialist Expert	20 min
Miscellaneous (incl. Holiday, Google Sheets, Social Media)	Leader	3 min
Closing Remarks	Leader	2 min

From Idea to Publication

1. Preparation Phase

Formulating the Research Question

2. Research & Writing Phase



EPIS Consultancy

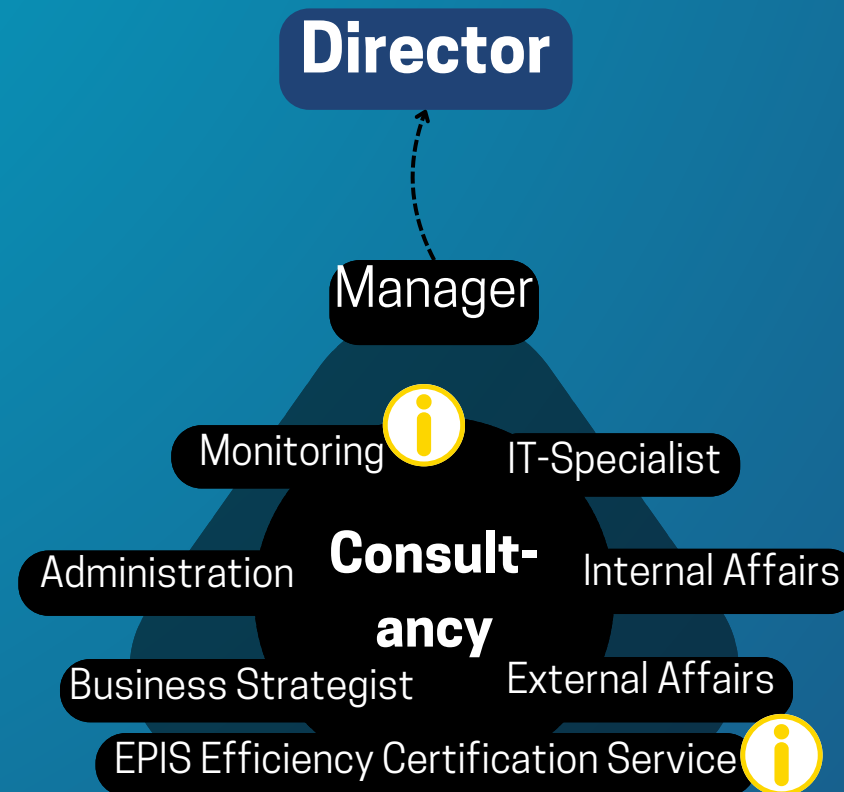
— Student | Business Consultation —
on
International Policy & Business Affairs



Our Consultancy

EPIS Consultancy follows 2 strings:

1. Study Consultancy - to foster students careers
2. Business Consultancy - to support security sector



Career Seminar

Scope

The EPIS Working Groups are specialized teams of the EPIS Thinktank that focus on different regions of the world in the Geographic Groups and on various topics in the Thematic Groups. They publish monthly briefs on current political developments to provide in-depth analysis and insights into regional and global contexts.

Structure

- **Editorial** & Greetings from our Partners
- **Articles** (2.000 - 2.500 words + 2 visualisations)
 - = present an argument to rethink a perspective, original and by the author; supported by references
- Opinionated **Commentary** (1.000 - 1.500 words)
 - = written *subjectively* about a recent debate/event
- **Guest Contribution**
- **Expert Interview**
- **Policy Recommendation** (1.000 - 1.500 words)
 - Written Objectively as insight view into an organisation
- **EPIS Basics** Entry (500 - 600 words)



Monthly Meeting Schedule

Welcome	Leader	5 min
Review last Brief	Writing Expert	10 min
Selection of 1 Topic upcoming Brief	Research Expert	10 min
Selection of 1 Informal Talk incl. Questions		10 min
Discussion of Recent Topics	Specialist Expert	20 min
Miscellaneous (incl. Holiday, Google Sheets, Social Media)	Leader	3 min
Closing Remarks	Leader	2 min

From Idea to Publication

1. Preparation Phase

Formulating the Research Question

2. Research & Writing Phase

Upload One Pager

Structure, Research & Wording

3. Finalisation Phase

Upload Complete Draft

Implement Feedback

Implement Feedback

Plagiarism, Formatting, APA Style

Layout

Publication

Varies among the Report groups

EPIS Efficiency Certification Service

Scope

The EPIS Working Groups are specialized teams of the EPIS Thinktank that focus on different regions of the world in the Geographic Groups and on various topics in the Thematic Groups. They publish monthly briefs on current political developments to provide in-depth analysis and insights into regional and global contexts.

Structure

- **Editorial** & Greetings from our Partners
- **Articles** (2.000 - 2.500 words + 2 visualisations)
 - = present an argument to rethink a perspective OR comparing different perspectives, original and by the author; supported by references
- Opinionated **Commentary** (1.000 - 1.500 words)
 - = written *subjectively* about a recent debate/event
- **Guest Contribution**
- **Expert Interview**
- **Policy Recommendation** (1.000 - 1.500 words)
 - Written Objectively as insight view into an organisation
- **EPIS Basics** Entry (500 - 600 words)



Monthly Meeting Schedule

Welcome	Leader	5 min
Review last Brief	Writing Expert	10 min
Selection of 1 Topic upcoming Brief	Research Expert	10 min
Selection of 1 Informal Talk incl. Questions		10 min
Discussion of Recent Topics	Specialist Expert	20 min
Miscellaneous (incl. Holiday, Google Sheets, Social Media)	Leader	3 min
Closing Remarks	Leader	2 min

From Idea to Publication

1. Preparation Phase

Formulating the Research Question

2. Research & Writing Phase

Upload One Pager

Structure, Research & Wording

3. Finalisation Phase

Upload Complete Draft

Implement Feedback

Implement Feedback

Plagiarism, Formatting, APA Style

Layout

Publication

Varies among the Report groups

EPIS Monitoring (by Data Analyst)

Scope

The EPIS Working Groups are specialized teams of the EPIS Thinktank that focus on different regions of the world in the Geographic Groups and on various topics in the Thematic Groups. They publish monthly briefs on current political developments to provide in-depth analysis and insights into regional and global contexts.

Structure

- **Editorial** & Greetings from our Partners
- **Articles** (2.000 - 2.500 words + 2 visualisations)
 - = present an argument to rethink a perspective OR comparing different perspectives, original and by the author; supported by references
- Opinionated **Commentary** (1.000 - 1.500 words)
 - = written *subjectively* about a recent debate/event
- **Guest Contribution**
- **Expert Interview**
- **Policy Recommendation** (1.000 - 1.500 words)
 - Written Objectively as insight view into an organisation
- **EPIS Basics** Entry (500 - 600 words)



Monthly Meeting Schedule

Welcome	Leader	5 min
Review last Brief	Writing Expert	10 min
Selection of 1 Topic upcoming Brief	Research Expert	10 min
Selection of 1 Informal Talk incl. Questions		10 min
Discussion of Recent Topics	Specialist Expert	20 min
Miscellaneous (incl. Holiday, Google Sheets, Social Media)	Leader	3 min
Closing Remarks	Leader	2 min

From Idea to Publication

1. Preparation Phase

Formulating the Research Question

2. Research & Writing Phase

Upload One Pager

Structure, Research & Wording

3. Finalisation Phase

Upload Complete Draft

Implement Feedback

Implement Feedback

Plagiarism, Formatting, APA Style

Layout

Publication

Varies among the Report groups



*Connecting Students
& Engaging Experts.*